

LOCTITE[®] AA 3979[™]

Known as LOCTITE[®] 3979[™]
January 2015

PRODUCT DESCRIPTION

LOCTITE[®] AA 3979[™] provides the following product characteristics:

Technology	Acrylic
Chemical Type	UV acrylic
Appearance (uncured)	Translucent to hazy yellow gel, Free of undissolved solids ^{LMS}
Fluorescence	Positive under UV light ^{LMS}
Components	One component - requires no mixing
Viscosity	Gel
Cure	Ultraviolet (UV)/ visible light
Application	Bonding

LOCTITE[®] AA 3979[™] is a one component UV/Visible light cure acrylic designed for medical bonding applications where the fluorescent properties of substrates interferes with the detection of the adhesives. This adhesive fluoresces red under UV light. Rapid cure is achieved by exposure to ultraviolet light or visible light of the appropriate wavelength.

ISO-10993

An ISO 10993 Test Protocol is an integral part of the Quality Program for LOCTITE[®] AA 3979[™]. LOCTITE[®] AA 3979[™] has been qualified to Henkel's ISO 10993 Protocol as a means to assist in the selection of products for use in the medical device industry. Certificates of Compliance are available on Henkel's website or through the Henkel Quality Department.

TYPICAL PROPERTIES OF UNCURED MATERIAL

Specific Gravity @ 25 °C 1.1

Viscosity, Cone & Plate, 25 °C, mPa·s (cP):
Physica MC100, Cone MK 22, CP50, 35,000 to 78,000^{LMS}
shear rate 2 s⁻¹

Viscosity, Cone & Plate, 25 °C, mPa·s (cP):
Physica MC100, Cone MK 22, CP50, 7,000 to 14,000^{LMS}
shear rate 20 s⁻¹

Refractive Index, ASTM D542 1.48

Flash Point - See SDS

TYPICAL CURING PERFORMANCE

Fixture Time

Fixture time is defined as the time to develop a shear strength of 0.1 N/mm².

UV Fixture Time, Glass microscope slides, seconds:

Medium Pressure mercury arc :
100 mW/cm², measured @ 365 nm ≤5

Electrodeless, D bulb:
100 mW/cm², measured @ 365 nm 10 to 20

LED Cure Jet :
100 mW/cm², measured @ 405 nm 10 to 20

Tack Free Time

Tack Free Time is the time required to achieve a tack free surface

Tack Free Time, minutes:

Medium Pressure mercury arc :
100 mW/cm², measured @ 365 nm >2

Electrodeless, D bulb:
100 mW/cm², measured @ 365 nm >2

LED Cure Jet :
100 mW/cm², measured @ 405 nm >2

Stress Cracking

Liquid adhesive is applied to a medical grade polycarbonate bar 10.2 cm by 2.6 cm by 3 mm which is then flexed to induce a known stress level.

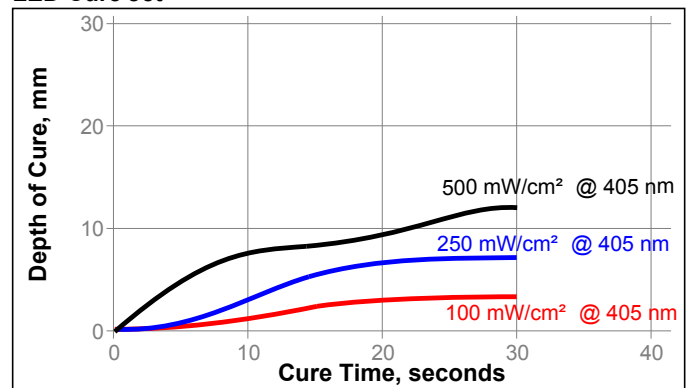
Stress Cracking, ASTM D 3929, minutes:

13.8 N/mm² stress on bar 5
17.2 N/mm² stress on bar 4

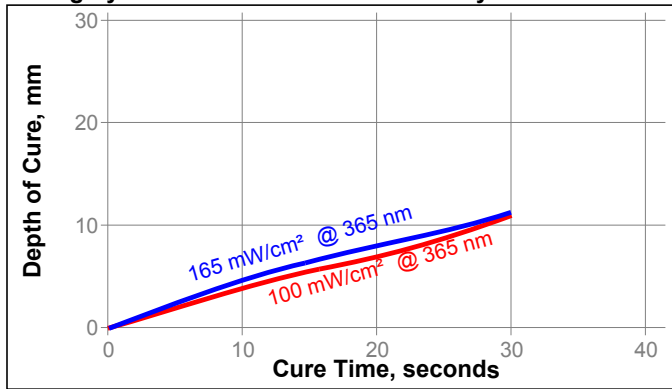
Depth of Cure

The following graphs show the effect of light source, light intensity and exposure time on depth of cure for LOCTITE[®] AA 3979[™]

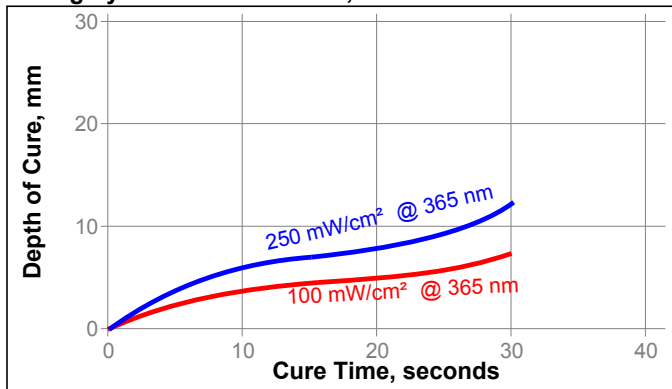
LED Cure Jet



Curing System: Medium Pressure Mercury Arc



Curing System: Electrodeless, D bulb



TYPICAL PROPERTIES OF CURED MATERIAL

Cured @ 100 mW/cm², measured @ 365 nm, for 30 seconds per side using an Electrodeless system, D bulb

Physical Properties:

Water Absorption, ISO 62, %:	
2 hours in water @ 100 °C	5.8
Linear Shrinkage, %	2.0
Volume Shrinkage, %	6.0
Shore Hardness, ISO 868, Durometer D	56
Refractive Index, ASTM D542	1.5
Elongation, at break, ISO 527-3, %	227
Tensile Strength, ISO 527-3	N/mm² 18
	(psi) (2,620)
Tensile Modulus, ISO 527-3	N/mm² 378
	(psi) (54,780)

Electrical Properties:

Surface Resistivity, IEC 60093, Ω	2.37×10 ¹²
Volume Resistivity, IEC 60093, Ω·cm	1.9×10 ¹¹
Dielectric Breakdown Strength, IEC 60243-1, kV/mm	24
Dielectric Constant / Dissipation Factor, IEC 60250:	
1 kHz	4.63 / 0.04
100 KHz	4.52 / 0.02
1 MHz	4.25 / 0.03

TYPICAL PERFORMANCE OF CURED MATERIAL

Adhesive Properties

Cured @ 280 mW/cm², for 10 seconds using a LOCTITE® Indigo™ 7418 Visible Flood Source, plus 1 hour @ 25 °C

Block Shear Strength, ISO 13445:

Polycarbonate (UV Transmitting)	N/mm²	≥12.41 ^{LMS}
	(psi)	(≥1,800)

Cured @ 100 mW/cm², measured @ 365 nm, for 30 seconds per side using an Electrodeless system, D bulb, plus 24 hours @ 22 °C

Block Shear Strength, ISO 13445:

Polycarbonate to Polycarbonate	N/mm²	30
	(psi)	(4,320)
Nylon to Polycarbonate	N/mm²	13
	(psi)	(1,880)
ABS to Polycarbonate	N/mm²	22
	(psi)	(3,180)
PVC to Polycarbonate	N/mm²	12
	(psi)	(1,685)

Lap Shear Strength, ISO 4587:

Stainless steel to Polycarbonate	N/mm²	9
	(psi)	(1,320)

TYPICAL ENVIRONMENTAL RESISTANCE

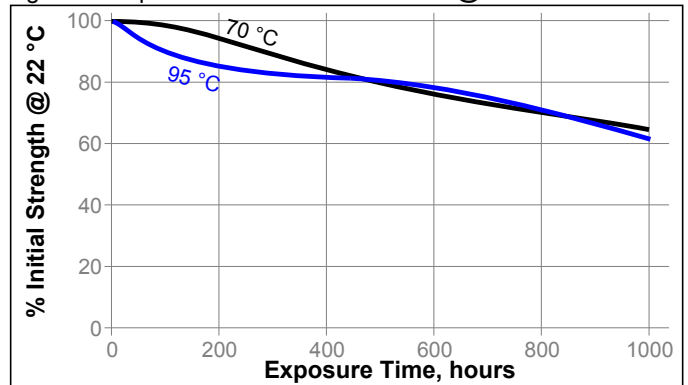
Cured @ 100 mW/cm², measured @ 365 nm, for 30 seconds per side using an Electrodeless system, D bulb

Block Shear Strength, ISO 13445:

Polycarbonate to Polycarbonate

Heat Aging

Aged at temperature indicated and tested @ 22 °C



Chemical/Solvent Resistance

Aged under conditions indicated and tested @ 22 °C.

Environment	°C	% of initial strength		
		170 h	500 h	1000 h
Water immersion	50	60	50	40
Isopropanol	22	75	55	35
95% RH	38	80	50	50

Sterilization Resistance

Block Shears sterilized as indicated and tested @ 22 °C

% of initial strength:

	Gamma	ETO	Autoclave
	30kGy	1 Cycle	1 Cycle 5 Cycles
Polycarbonate	80	80	80 60

GENERAL INFORMATION

This product is not recommended for use in pure oxygen and/or oxygen rich systems and should not be selected as a sealant for chlorine or other strong oxidizing materials.

For safe handling information on this product, consult the Safety Data Sheet (SDS).

Directions for use:

1. This product is light sensitive; exposure to daylight, UV light and artificial lighting should be kept to a minimum during storage and handling.
2. The product should be dispensed from applicators with black feedlines.
3. For best performance bond surfaces should be clean and free from grease.
4. Cure rate is dependent on lamp intensity, distance from light source, depth of cure needed or bondline gap and light transmittance of the substrate through which the radiation must pass.
5. Cooling should be provided for temperature sensitive substrates such as thermoplastics.
6. Plastic grades should be checked for risk of stress cracking when exposed to liquid adhesive.
7. Excess uncured adhesive can be wiped away with organic solvent (e.g. Acetone).
8. Bonds should be allowed to cool before subjecting to any service loads.

Loctite Material Specification^{LMS}

LMS dated April 22, 2010. Test reports for each batch are available for the indicated properties. LMS test reports include selected QC test parameters considered appropriate to specifications for customer use. Additionally, comprehensive controls are in place to assure product quality and consistency. Special customer specification requirements may be coordinated through Henkel Quality.

Storage

Store product in the unopened container in a dry location. Storage information may be indicated on the product container labeling.

Optimal Storage: 8 °C to 21 °C. Storage below 8 °C or greater than 28 °C can adversely affect product properties. Material removed from containers may be contaminated during use. Do not return product to the original container. Henkel Corporation cannot assume responsibility for product which has been contaminated or stored under conditions other than those previously indicated. If additional information is required, please contact your local Technical Service Center or Customer Service Representative.

Conversions

$(^{\circ}\text{C} \times 1.8) + 32 = ^{\circ}\text{F}$
 $\text{kV/mm} \times 25.4 = \text{V/mil}$
 $\text{mm} / 25.4 = \text{inches}$
 $\mu\text{m} / 25.4 = \text{mil}$
 $\text{N} \times 0.225 = \text{lb}$
 $\text{N/mm} \times 5.71 = \text{lb/in}$
 $\text{N/mm}^2 \times 145 = \text{psi}$
 $\text{MPa} \times 145 = \text{psi}$
 $\text{N}\cdot\text{m} \times 8.851 = \text{lb}\cdot\text{in}$
 $\text{N}\cdot\text{m} \times 0.738 = \text{lb}\cdot\text{ft}$
 $\text{N}\cdot\text{mm} \times 0.142 = \text{oz}\cdot\text{in}$
 $\text{mPa}\cdot\text{s} = \text{cP}$

Note:

The information provided in this Technical Data Sheet (TDS) including the recommendations for use and application of the product are based on our knowledge and experience of the product as at the date of this TDS. The product can have a variety of different applications as well as differing application and working conditions in your environment that are beyond our control. Henkel is, therefore, not liable for the suitability of our product for the production processes and conditions in respect of which you use them, as well as the intended applications and results. We strongly recommend that you carry out your own prior trials to confirm such suitability of our product.

Any liability in respect of the information in the Technical Data Sheet or any other written or oral recommendation(s) regarding the concerned product is excluded, except if otherwise explicitly agreed and except in relation to death or personal injury caused by our negligence and any liability under any applicable mandatory product liability law.

In case products are delivered by Henkel Belgium NV, Henkel Electronic Materials NV, Henkel Nederland BV, Henkel Technologies France SAS and Henkel France SA please additionally note the following:

In case Henkel would be nevertheless held liable, on whatever legal ground, Henkel's liability will in no event exceed the amount of the concerned delivery.

In case products are delivered by Henkel Colombiana, S.A.S. the following disclaimer is applicable:

The information provided in this Technical Data Sheet (TDS) including the recommendations for use and application of the product are based on our knowledge and experience of the product as at the date of this TDS. Henkel is, therefore, not liable for the suitability of our product for the production processes and conditions in respect of which you use them, as well as the intended applications and results. We strongly recommend that you carry out your own prior trials to confirm such suitability of our product.

Any liability in respect of the information in the Technical Data Sheet or any other written or oral recommendation(s) regarding the concerned product is excluded, except if otherwise explicitly agreed and except in relation to death or personal injury caused by our negligence and any liability under any applicable mandatory product liability law.

In case products are delivered by Henkel Corporation, Resin Technology Group, Inc., or Henkel Canada Corporation, the following disclaimer is applicable:

The data contained herein are furnished for information only and are believed to be reliable. We cannot assume responsibility for the results obtained by others over whose methods we have no control. It is the user's responsibility to determine suitability for the user's purpose of any production methods mentioned herein and to adopt such precautions as may be advisable for the protection of property and of persons against any hazards that may be involved in the handling and use thereof. In light of the foregoing, **Henkel Corporation specifically disclaims all warranties expressed or implied, including warranties of merchantability or fitness for a particular purpose, arising from sale or use of Henkel Corporation's products. Henkel Corporation specifically disclaims any liability for consequential or incidental damages of any kind, including lost profits.** The discussion herein of various processes or compositions is not to be interpreted as representation that they are free from domination of patents owned by others or as a license under any Henkel Corporation patents that may cover such processes or compositions. We recommend that each prospective user test his proposed application before repetitive use, using this data as a guide. This product may be covered by one or more United States or foreign patents or patent applications.

Trademark usage

Except as otherwise noted, all trademarks in this document are trademarks of Henkel Corporation in the U.S. and elsewhere. ® denotes a trademark registered in the U.S. Patent and Trademark Office.

Reference 0.1